

The bank for your business.

**American Chartered Bank**

# Setting Up Mobile Banking.

(ACB Mobile Banking Android App)

# 1. Log in to Online Banking.

The bank for your business®

## American Chartered Bank

[Current Client Resources](#) | [Lost or Stolen Cards](#) | [About](#) | [Locations & Hours](#) | [Locate an ATM](#) | [Contact](#)

Personal Banking

Business Banking

Health Savings Accounts

SEARCH

### ONLINE BANKING

#### Online Banking

Access ID:

SIGN IN

[Sign up](#) | [View Demo](#)

#### eCorp

[eCorp Login >](#)

Dave Dambek, Dan Hanrahan and  
Mark Woodworth  
The Numina Group, Client

## Product Upgrades

Coming 9/12/2011

READ MORE

Product Upgrades

Personal

Business


HSA

## Dedicated to delivering Chicago's best banking experience

Whether you are a [business owner](#) or a [neighbor](#) who is looking for a banking relationship with someone you can trust and will treat you with respect, American Chartered delivers "Best in Class" service that will exceed your expectations. It is this commitment to client service that has made us the leader among financial services providers in the Chicago area. Our clients consistently rank us among the top banks at delivering outstanding client service, a distinction we work to maintain every day.

 [Locations & Hours](#)

GO

 [Locate an ATM](#)

GO

Renewing your overdraft protection is easy!

[LEARN MORE >](#)

## 2. From the Accounts Overview Page, click on “Customer Service.”

The bank for your business.

**American Chartered Bank**

Bank Home | Help | Sign Off

**eBanking**

Accounts | Transfer Funds | Make Payments | **Customer Service**

**Accounts overview**


- Account activity
- Statements
- Download banking transactions
- Manage banking categories
- Create a banking report

Quick Links:

- Enroll in bill payment
- Make a transfer
- Manage mobile banking settings

**Accounts Overview**

Your last eBanking sign on was Thursday, Aug 18, 2011.

 EMAIL@EMAILADDRESS.COM • [Change](#)

[Customize your accounts](#)

<input type="checkbox"/> Deposit	Available Balance	Current Balance
<a href="#">ABSOLUTELY FREE CHECKING, *5854</a> ▾	19,204.00	19,204.00
<a href="#">COMMERCIAL CHECKING, *7815</a> ▾	241,283.65	241,283.65
<a href="#">COMMERCIAL CHECKING, *1426</a> ▾	248,334.90	248,334.90
<a href="#">IRA CERTIFICATE OF DEPOSIT, *2820</a> ▾		0.00
<b>Total Deposit:</b>	<b>\$508,822.55</b>	<b>\$508,822.55</b>

[How Do I...](#) [Terms](#) [FAQs](#)

New messages: 0  
Scheduled internal transfers: 0

### 3. On the Customer Service Screen, click “Manage mobile banking settings”

The bank for your business.

**American Chartered Bank**

[Bank Home](#) | [Help](#) | [Sign Off](#)

**eBanking**

- [Accounts](#)
- [Transfer Funds](#)
- [Make Payments](#)
- [Customer Service](#)

Have questions?  
Please contact us at  
[acb@americanchartered.com](mailto:acb@americanchartered.com)  
or 847-273-1665.

#### Customer Service Index

---

##### Account Maintenance

- [Change password](#)
- [Change user ID](#)
- [Manage contact information](#)
- [Change address](#)
- [Change statement delivery method](#)
- [Customize your accounts](#)
- [Change Standard Overdraft Protection settings](#)
- [Manage mobile banking settings](#)

##### Account Services

- [Stop a check](#)
- [View stopped checks](#)
- [Order checks](#)

---

##### Contact Options

- [View messages](#)
- [Contact us](#)
- [Manage alerts](#)

##### Disclosures

- [Service agreement](#)
- [Privacy statement](#)

---

[How Do I...](#) [Terms](#) [FAQs](#)

4. From the Mobile Banking Center homepage, click “Enroll a Mobile Device”



[Close Window](#)

## Mobile Banking

Mobile Banking Center

[Enroll Another Mobile Device](#)

Enrolled Mobile Devices


**To use mobile banking, you need to activate a mobile phone or mobile device like iPod Touch.**

**It's easy, fast, and secure.**

[Enroll a Mobile Device](#)

[Learn More About Mobile Banking](#) | [FAQs](#) | [Terms & Conditions](#)

5. Enter your mobile phone # and carrier. Read and accept the terms and conditions, then click "Continue"

 [Close Window](#)  
**MOBILE BANKING**

**Enroll a Mobile Device for Mobile Banking**

Step 1: Enter Mobile Information   Step 2: Select Mobile Banking Options   Enrollment Complete

Phone number: ( ) - -

Carrier: Select

---

Mobile Banking Terms and Conditions: [Printer Friendly Version](#)

**Mobile Banking Enrollment Terms and Conditions**

**END USER TERMS**

This service is provided to you by American Chartered Bank and powered by a Third Party

I have read and agree to the terms & conditions

©2011 American Chartered Bank All Rights Reserved

6. Confirm your mobile information is correct, choose whether you want to enroll in Text banking, Mobile Banking or both, then click “Continue”

**American Chartered Bank** [Close Window](#)  
**MOBILE BANKING**

**Enroll a Mobile Device for Mobile Banking**

Step 1: Enter Mobile Information   Step 2: Select Mobile Banking Options   Enrollment Complete

**Mobile Information** [Change Mobile Information](#)

Phone number: (847) 436-██████  
Carrier: AT&T

---

**Mobile banking options**

**Text Banking**  
Use text messaging (SMS) to:

- Get account balances
- View recent transaction history

[Learn More About Text Banking](#)

**Mobile Banking**  
Use a mobile web browser and/or downloadable application to:

- Get account balances
- View recent transaction history
- Pay bills
- Transfer funds between accounts

[Learn More About Mobile Banking](#)

©2011 American Chartered Bank. All Rights Reserved.

7. The online portion of the enrollment is complete. You will see your activation code and its expiration date, followed by the activation instructions.



[Close Window](#)

**MOBILE BANKING**

## Enrollment Complete

**You must use your phone to complete the activation process within 24 hours.**

You have successfully enrolled (847) 436-██████ for Text Banking and Mobile Banking!

To start, you'll need to activate Text Banking and then Mobile Banking on your mobile phone. Activation ensures a secure association with your phone. It's easy, just follow these steps:

---

### Mobile Information

Phone number: (847) 436-██████  
Carrier: AT&T

---

### Activation Information

Activation code: **673437**  
Expires on: **Fri. Aug 19, 2011 07:31 PM CDT**

If your activation code expires, visit <http://www.americanchartered.com/mobile-banking-pages-140.php> to get a new activation code.

---

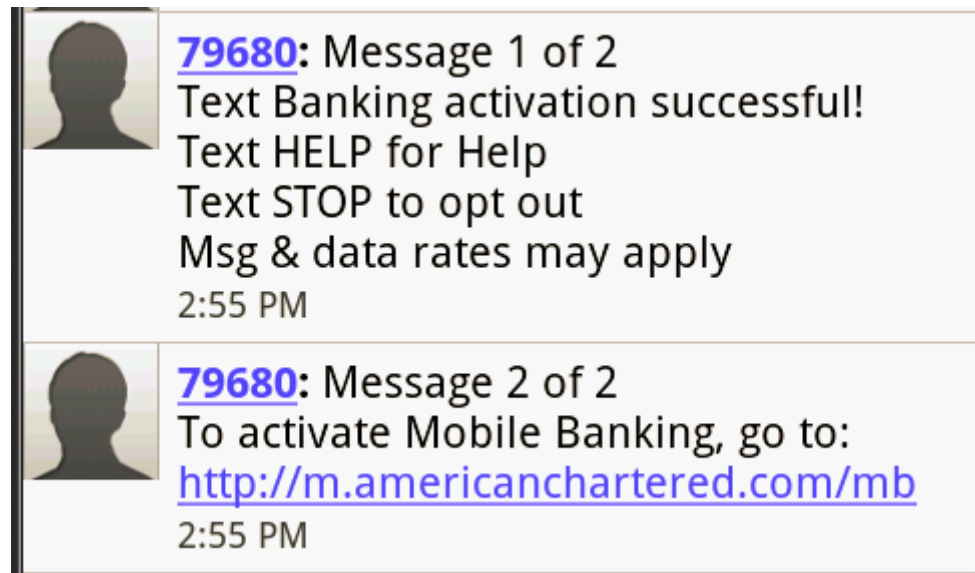
## Activation Instructions

[Print Activation Instructions](#)

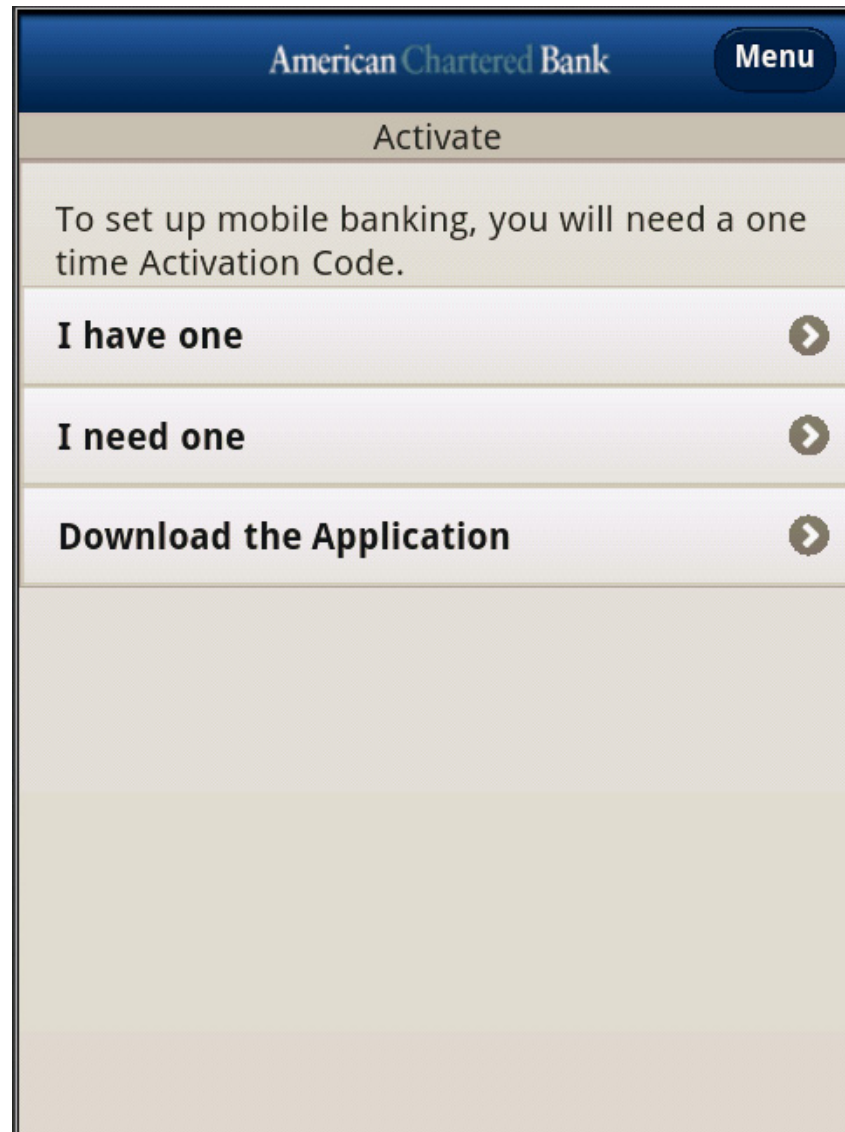
### **1** Get text banking message.

- If you are activating Text Banking, a text (SMS) message will be sent to: (847) 436-██████ from 79680. 79680 is

8. The system will send you a text message. To download and activate the ACB Banking Android App, Click the link to activate Mobile Banking.



9. After clicking the link you will be taken to the Mobile Banking Activation page. Click the “Download the Application” link.

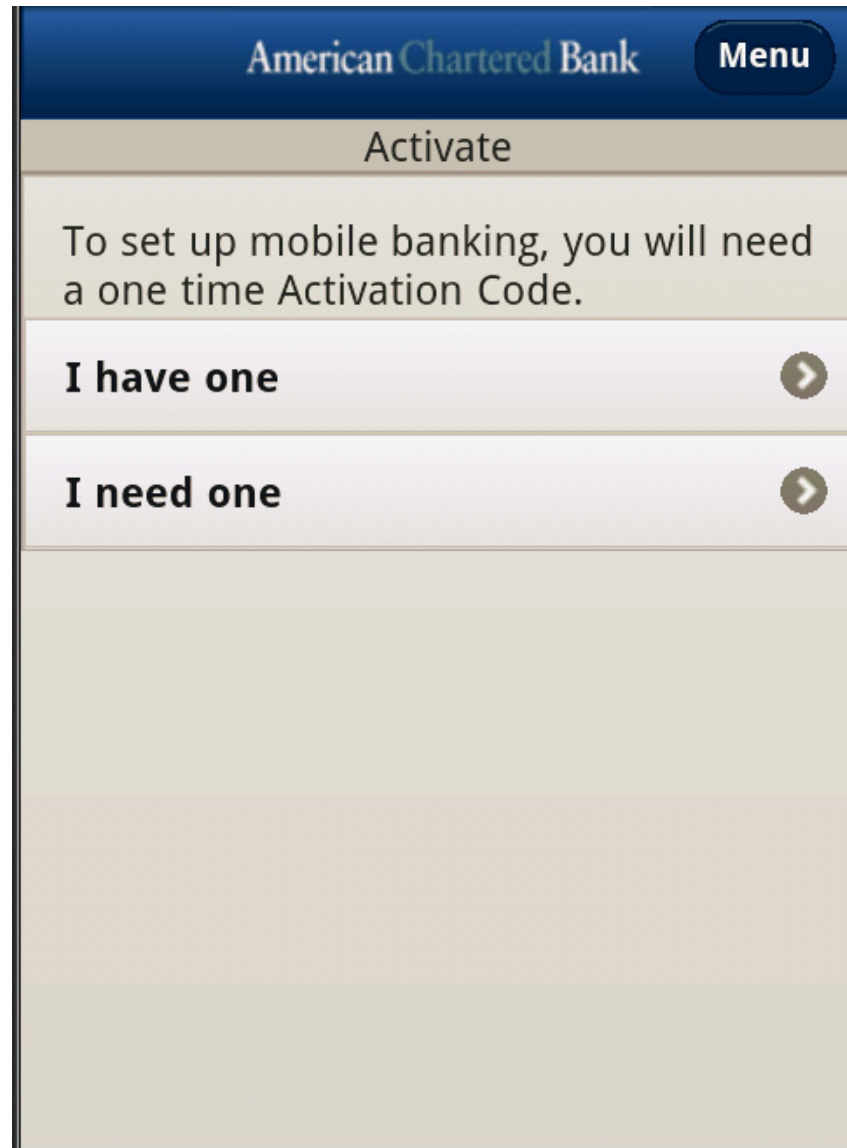


10. You will be taken to the ACB Mobile Banking Android App page in the Android Marketplace. Download and open the app.

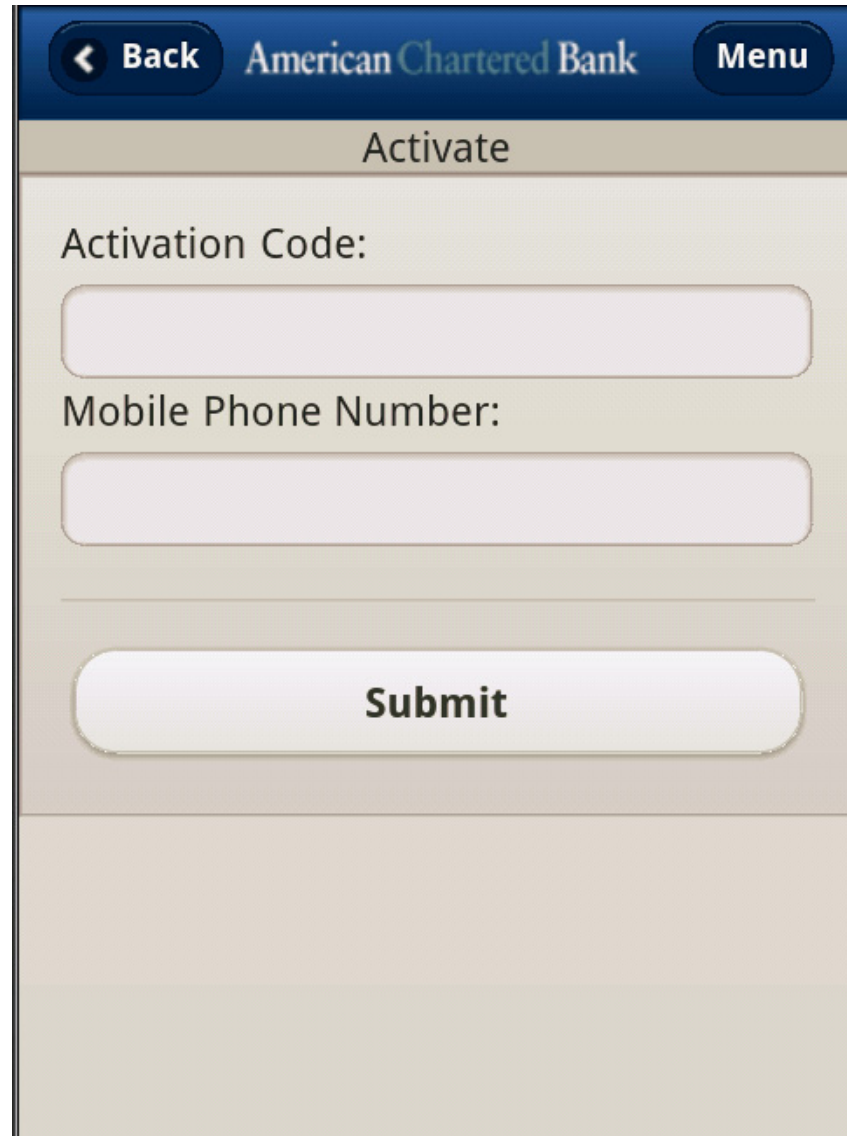


**ACB Mobile Banking**

11. Before using the app, you will have to activate it. Click “I have one.”

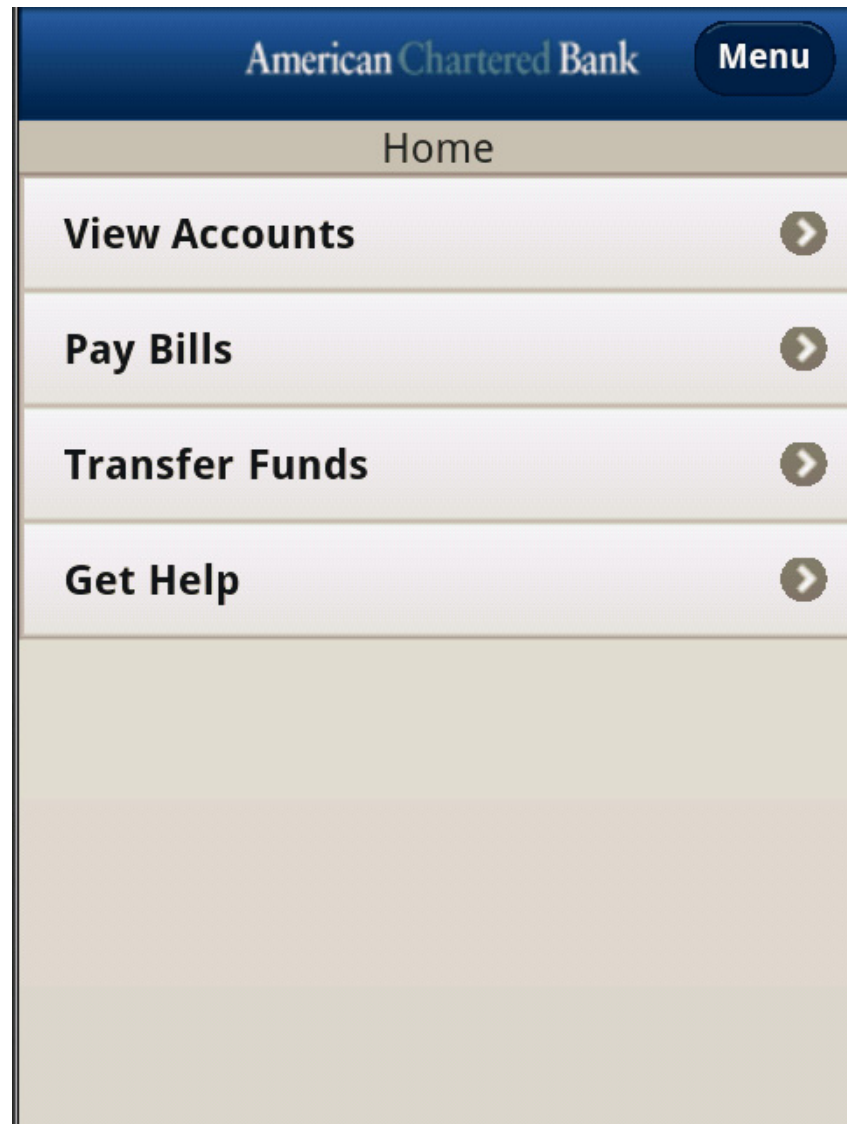


12. Enter the activation code from step #7, your phone number and click “Submit.”  
You will see an “Activation Complete” confirmation, click “Next.”

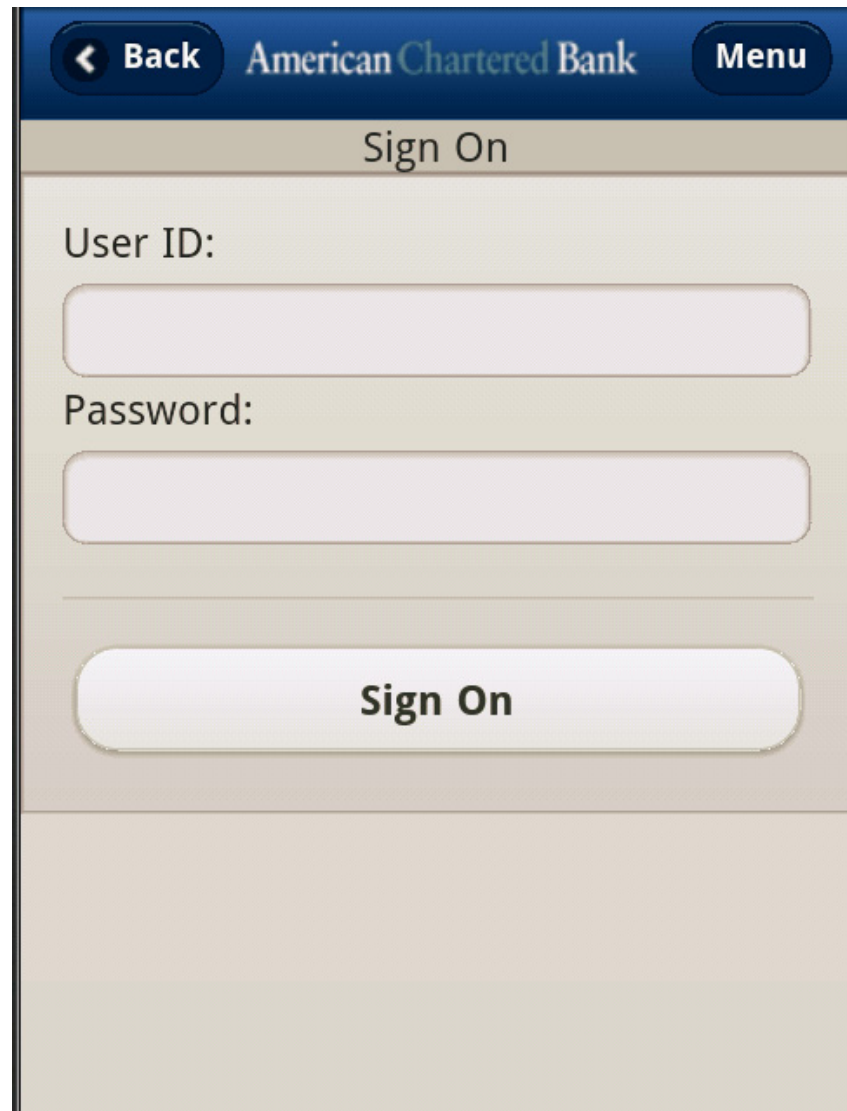


The screenshot shows a mobile application interface for American Chartered Bank. At the top, there is a dark blue header bar with a white left-pointing arrow and the text "Back" on the left, the bank's name "American Chartered Bank" in the center, and a white right-pointing arrow and the text "Menu" on the right. Below the header, the title "Activate" is centered. The main content area is light beige and contains two input fields. The first is labeled "Activation Code:" and the second is labeled "Mobile Phone Number:". Both fields are empty and have rounded rectangular borders. Below these fields is a large, rounded rectangular button with a white-to-light-gray gradient and the text "Submit" in bold black font. The bottom of the screen shows a portion of a light gray footer area.

13. You will be taken to the Home screen. Click “View Accounts” to sign in.

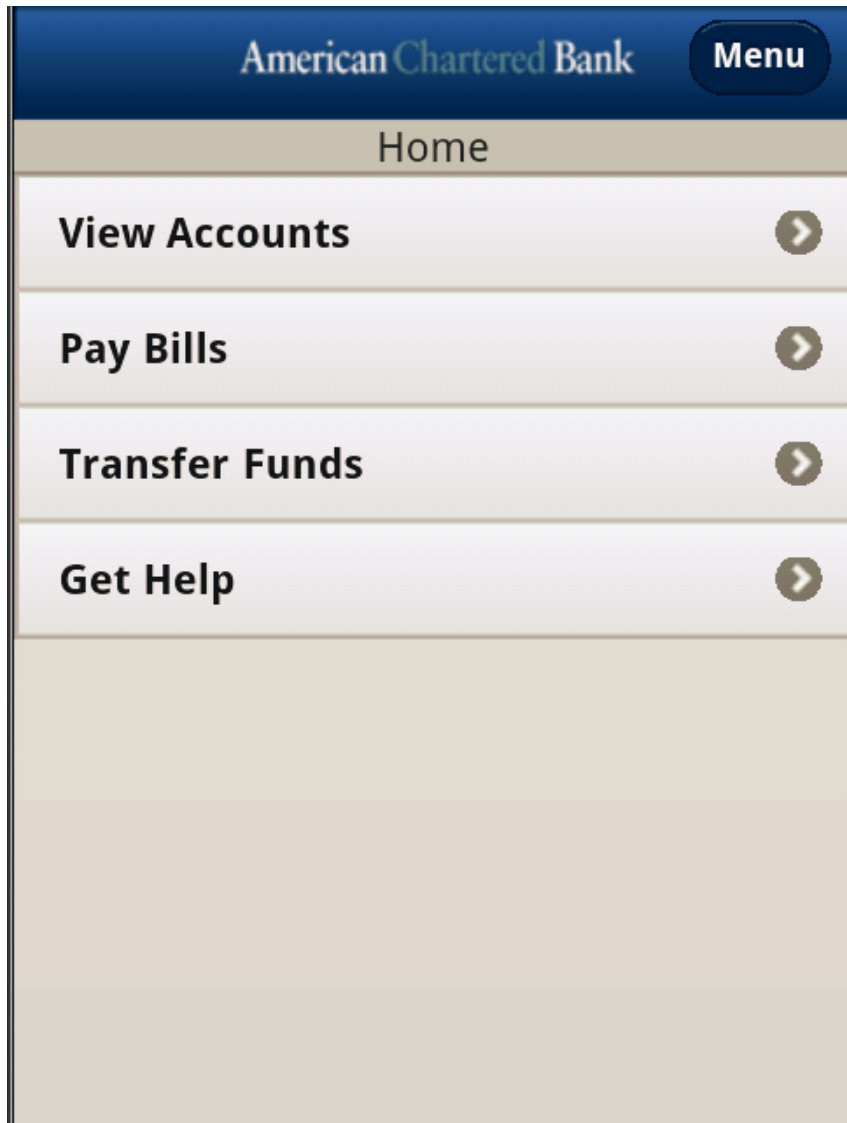


14. Enter your online banking user ID and Password, and click “Sign On.”



The image shows a mobile application interface for American Chartered Bank. At the top, there is a dark blue header bar containing a left-pointing arrow, the text "Back", the bank's name "American Chartered Bank", and a "Menu" button. Below the header, the title "Sign On" is centered. The main content area is light beige and contains two input fields: "User ID:" followed by a rounded rectangular text box, and "Password:" followed by another rounded rectangular text box. Below these fields is a large, rounded rectangular button with the text "Sign On" in bold. The bottom of the screen shows a portion of a light-colored footer area.

15. You are now ready to use the ACB Mobile Banking Android App!



With the ACB Mobile Banking Android App you can do almost everything you can do in the full version of Online Banking. Including:

- View Account Balances
- View and Search Recent Transactions
- Pay Bills
- Transfer Funds