

The bank for your business.

American Chartered Bank

Setting Up Mobile Banking.

(ACB Mobile Banking Blackberry App)

1. Log in to Online Banking.

The bank for your business®

American Chartered Bank

[Current Client Resources](#) | [Lost or Stolen Cards](#) | [About](#) | [Locations & Hours](#) | [Locate an ATM](#) | [Contact](#)

Personal Banking

Business Banking

Health Savings Accounts

SEARCH

ONLINE BANKING

Online Banking

Access ID:

SIGN IN

[Sign up](#) | [View Demo](#)

eCorp

[eCorp Login >](#)

Dave Dambek, Dan Hanrahan and
Mark Woodworth
The Numina Group, Client

Product Upgrades

Coming 9/12/2011

READ MORE

Product Upgrades

Personal

Business


HSA

Dedicated to delivering Chicago's best banking experience

Whether you are a [business owner](#) or a [neighbor](#) who is looking for a banking relationship with someone you can trust and will treat you with respect, American Chartered delivers "Best in Class" service that will exceed your expectations. It is this commitment to client service that has made us the leader among financial services providers in the Chicago area. Our clients consistently rank us among the top banks at delivering outstanding client service, a distinction we work to maintain every day.

 [Locations & Hours](#)

GO

 [Locate an ATM](#)

GO

Renewing your overdraft protection is easy!

[LEARN MORE >](#)

2. From the Accounts Overview Page, click on “Customer Service.”

The bank for your business.

American Chartered Bank

Bank Home | Help | Sign Off

eBanking

Accounts | Transfer Funds | Make Payments | **Customer Service**

Accounts overview


- Account activity
- Statements
- Download banking transactions
- Manage banking categories
- Create a banking report

Quick Links:

- Enroll in bill payment
- Make a transfer
- Manage mobile banking settings

Accounts Overview

Your last eBanking sign on was Thursday, Aug 18, 2011.

 EMAIL@EMAILADDRESS.COM • [Change](#)

[Customize your accounts](#)

<input type="checkbox"/> Deposit	Available Balance	Current Balance
ABSOLUTELY FREE CHECKING, *5854 ▾	19,204.00	19,204.00
COMMERCIAL CHECKING, *7815 ▾	241,283.65	241,283.65
COMMERCIAL CHECKING, *1426 ▾	248,334.90	248,334.90
IRA CERTIFICATE OF DEPOSIT, *2820 ▾		0.00
Total Deposit:	\$508,822.55	\$508,822.55

[How Do I...](#) [Terms](#) [FAQs](#)

New messages: 0
Scheduled internal transfers: 0

3. On the Customer Service Screen, click “Manage mobile banking settings”

The bank for your business.

American Chartered Bank

[Bank Home](#) | [Help](#) | [Sign Off](#)

eBanking

- [Accounts](#)
- [Transfer Funds](#)
- [Make Payments](#)
- [Customer Service](#)

Have questions?
Please contact us at
acb@americanchartered.com
or 847-273-1665.

Customer Service Index

Account Maintenance

- [Change password](#)
- [Change user ID](#)
- [Manage contact information](#)
- [Change address](#)
- [Change statement delivery method](#)
- [Customize your accounts](#)
- [Change Standard Overdraft Protection settings](#)
- [Manage mobile banking settings](#)

Account Services

- [Stop a check](#)
- [View stopped checks](#)
- [Order checks](#)

Contact Options

- [View messages](#)
- [Contact us](#)
- [Manage alerts](#)

Disclosures

- [Service agreement](#)
- [Privacy statement](#)

[How Do I...](#) [Terms](#) [FAQs](#)

4. From the Mobile Banking Center homepage, click “Enroll a Mobile Device”



[Close Window](#)

Mobile Banking

Mobile Banking Center

[Enroll Another Mobile Device](#)

Enrolled Mobile Devices


To use mobile banking, you need to activate a mobile phone or mobile device like iPod Touch.

It's easy, fast, and secure.

[Enroll a Mobile Device](#)

[Learn More About Mobile Banking](#) | [FAQs](#) | [Terms & Conditions](#)

5. Enter your mobile phone # and carrier. Read and accept the terms and conditions, then click "Continue"

 [Close Window](#)
MOBILE BANKING

Enroll a Mobile Device for Mobile Banking

Step 1: Enter Mobile Information Step 2: Select Mobile Banking Options Enrollment Complete

Phone number: () - -
Carrier: Select

Mobile Banking Terms and Conditions: [Printer Friendly Version](#)

Mobile Banking Enrollment Terms and Conditions

END USER TERMS

This service is provided to you by American Chartered Bank and powered by a Third Party

I have read and agree to the terms & conditions

Continue Cancel

©2011 American Chartered Bank All Rights Reserved

6. Confirm your mobile information is correct, choose whether you want to enroll in Text banking, Mobile Banking or both, then click “Continue”

American Chartered Bank [Close Window](#)
MOBILE BANKING

Enroll a Mobile Device for Mobile Banking

Step 1: Enter Mobile Information Step 2: Select Mobile Banking Options Enrollment Complete

Mobile Information [Change Mobile Information](#)

Phone number: (847) 436-██████
Carrier: AT&T

Mobile banking options

Text Banking
Use text messaging (SMS) to:

- Get account balances
- View recent transaction history

[Learn More About Text Banking](#)

Mobile Banking
Use a mobile web browser and/or downloadable application to:

- Get account balances
- View recent transaction history
- Pay bills
- Transfer funds between accounts

[Learn More About Mobile Banking](#)

©2011 American Chartered Bank. All Rights Reserved.

7. The online portion of the enrollment is complete. You will see your activation code and its expiration date, followed by the activation instructions.



[Close Window](#)

MOBILE BANKING

Enrollment Complete

You must use your phone to complete the activation process within 24 hours.

You have successfully enrolled (847) 436-██████ for Text Banking and Mobile Banking!

To start, you'll need to activate Text Banking and then Mobile Banking on your mobile phone. Activation ensures a secure association with your phone. It's easy, just follow these steps:

Mobile Information

Phone number: (847) 436-██████
Carrier: AT&T

Activation Information

Activation code: **673437**
Expires on: **Fri. Aug 19, 2011 07:31 PM CDT**

If your activation code expires, visit <http://www.americanchartered.com/mobile-banking-pages-140.php> to get a new activation code.

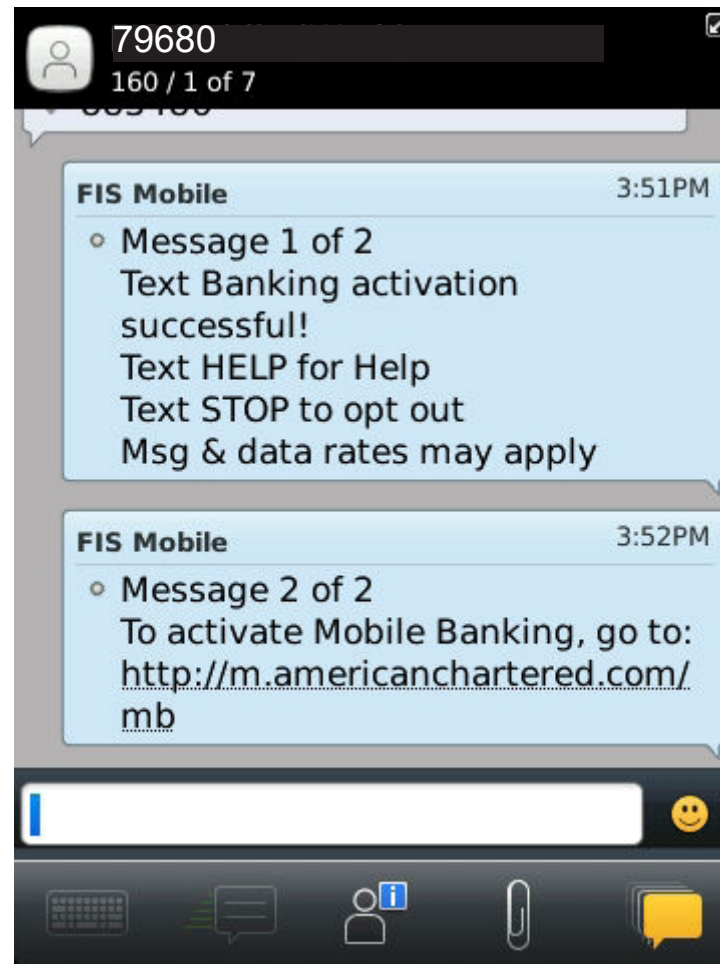
Activation Instructions

[Print Activation Instructions](#)

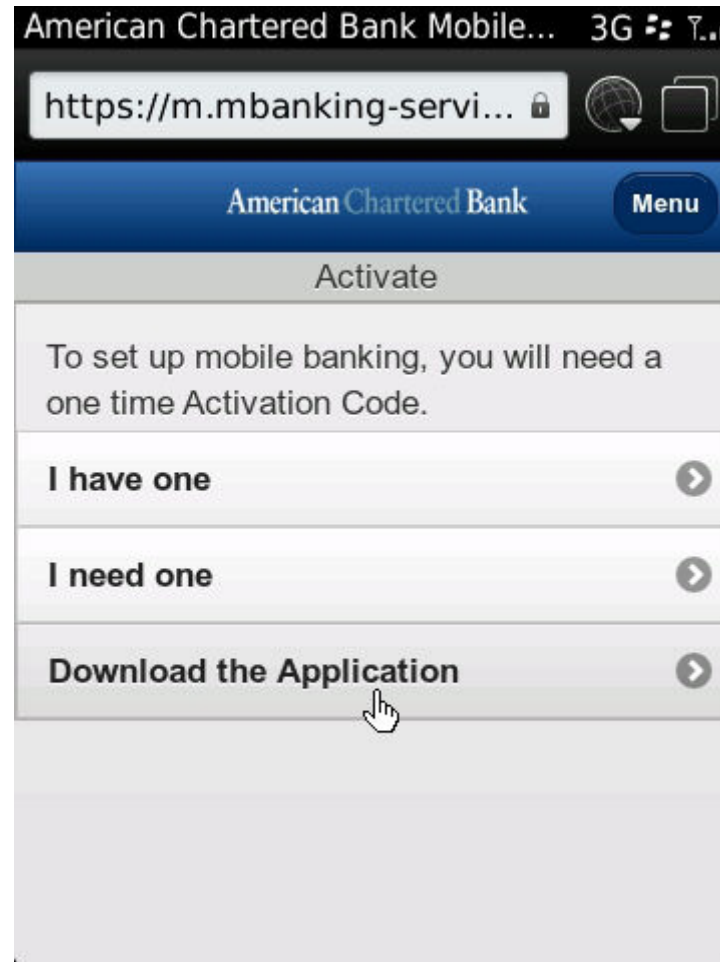
1 Get text banking message.

- If you are activating Text Banking, a text (SMS) message will be sent to: (847) 436-██████ from 79680. 79680 is

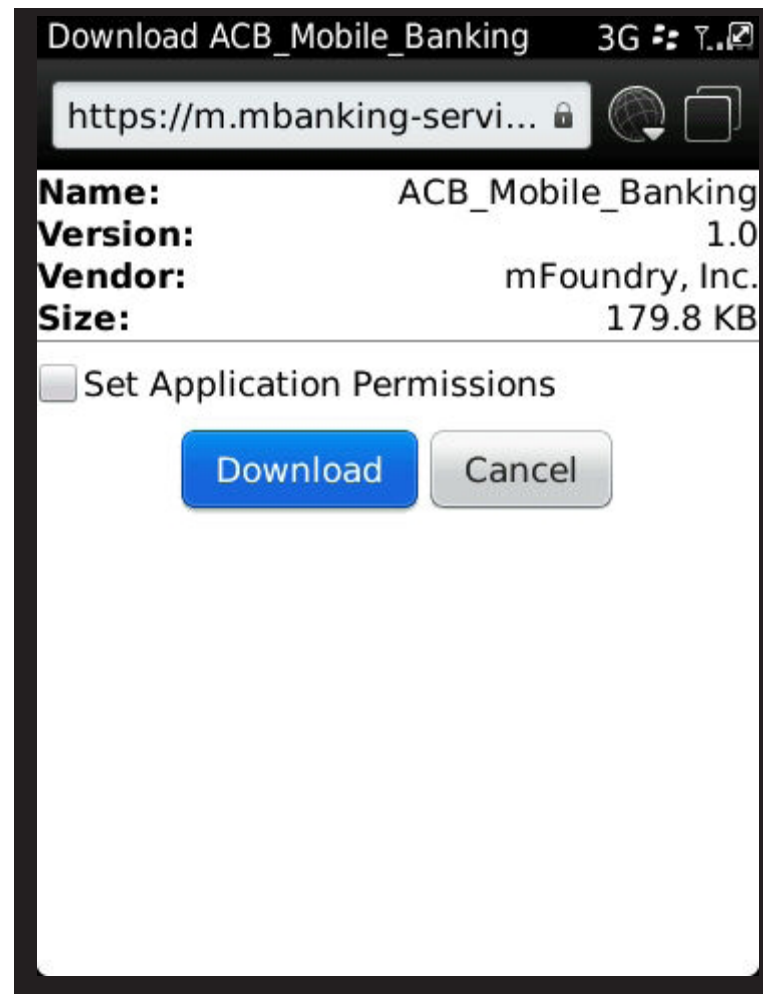
8. The system will send you a text message. To download and activate the ACB Banking Blackberry App, Click the link to activate Mobile Banking.



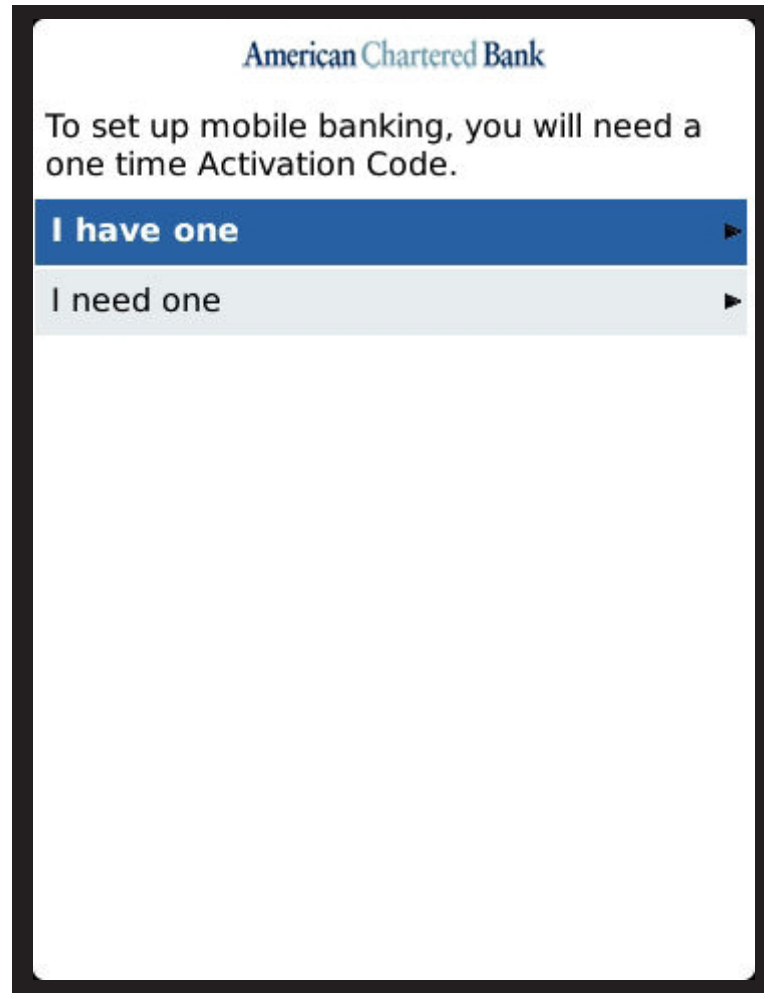
9. After clicking the link you will be taken to the Mobile Banking Activation page. Click the “Download the Application” link.



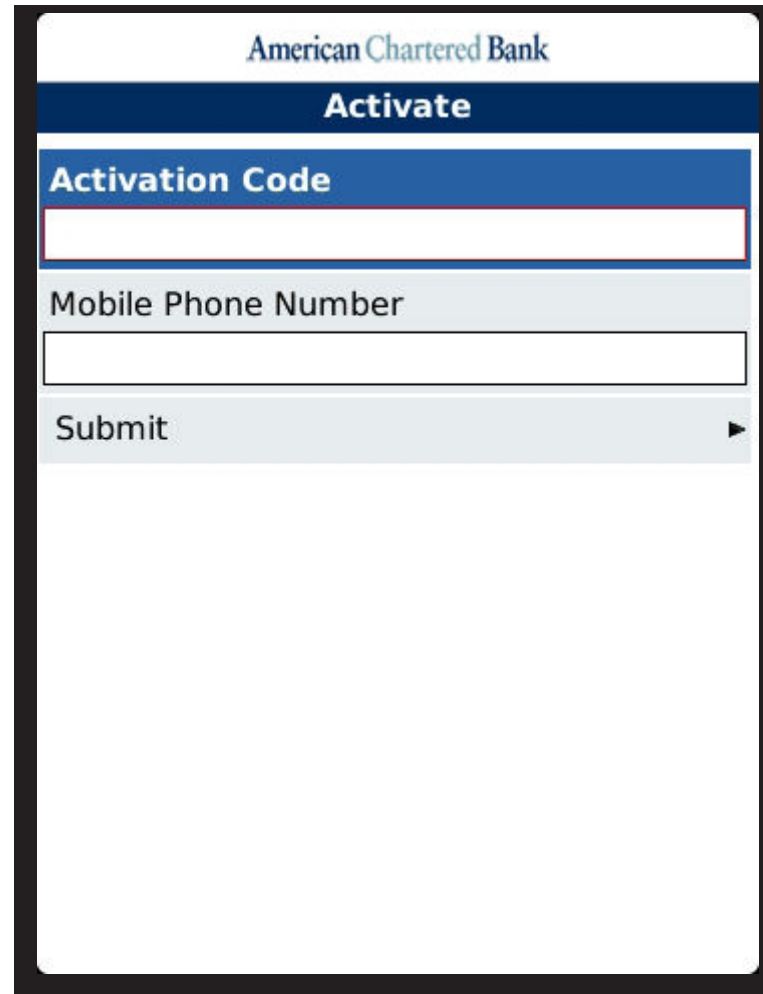
10. You will be prompted to download the ACB Mobile Banking Blackberry App. Download and open the app.



11. Before using the app, you will have to activate it. Click “I have one.”



12. Enter the activation code from step #7, your phone number and click “Submit.”
You will see an “Activation Complete” confirmation, click “Next.”




American Chartered Bank

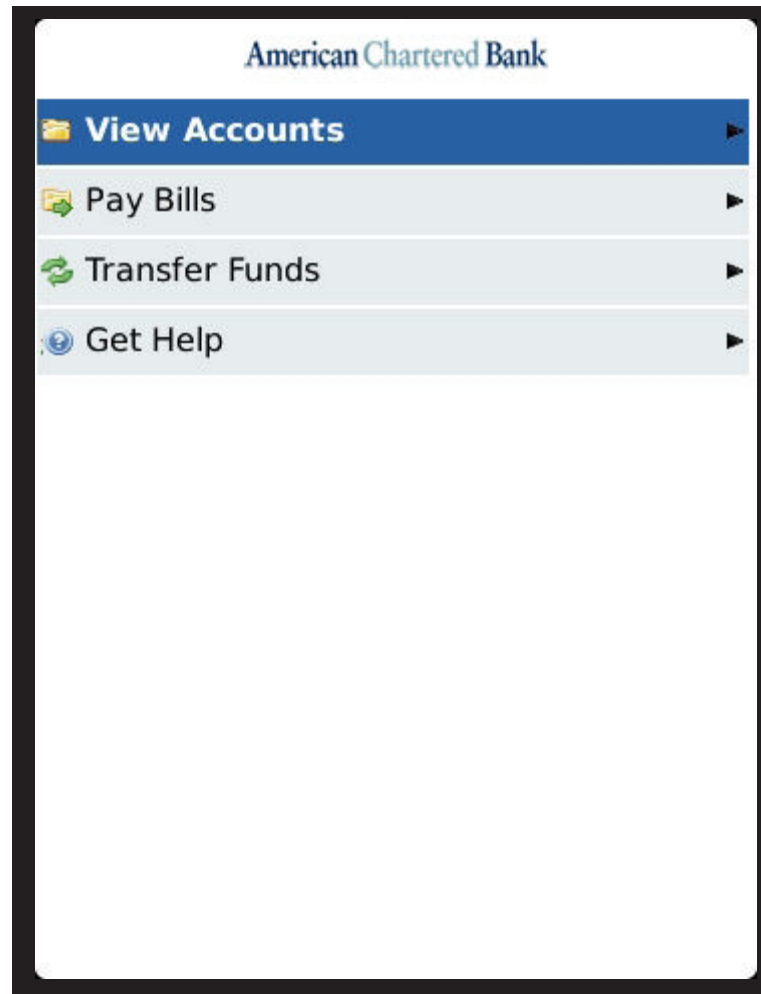
Activate

Activation Code

Mobile Phone Number

Submit 

13. You will be taken to the Home screen. Click “View Accounts” to sign in.



14. Enter your online banking user ID and Password, and click “Sign On.”



American Chartered Bank

Sign On

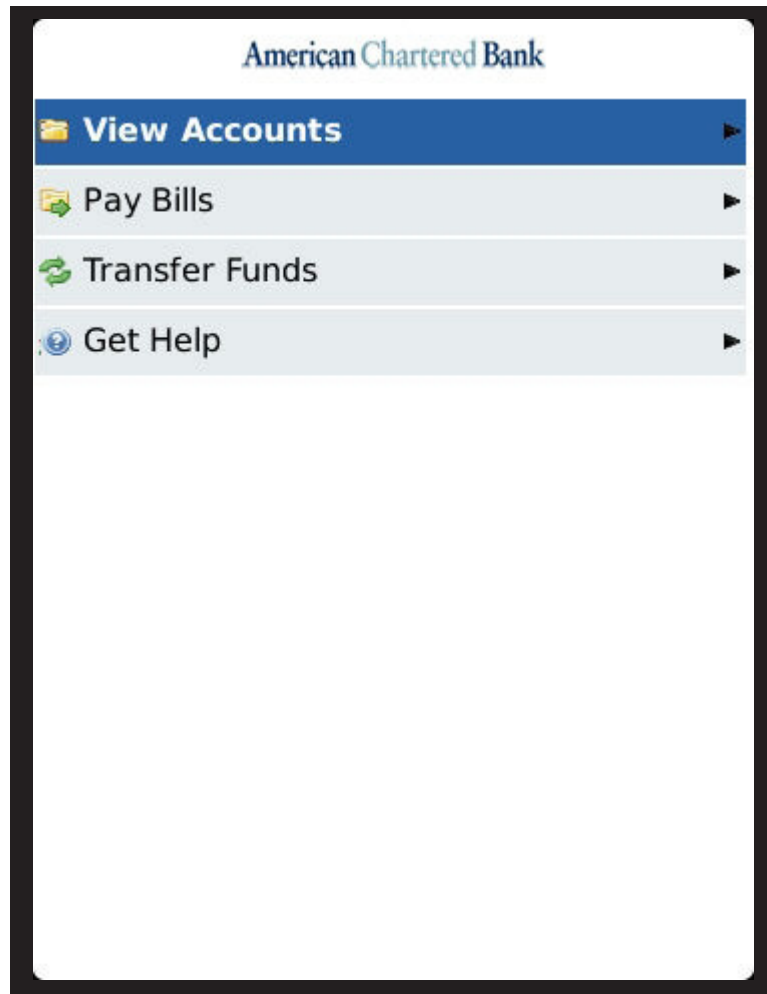
User ID

Password

Save my User ID

Sign On ▶

15. You are now ready to use the ACB Mobile Banking Blackberry App!



With the ACB Mobile Banking Blackberry App you can do almost everything you can do in the full version of Online Banking. Including:

- View Account Balances
- View and Search Recent Transactions
- Pay Bills
- Transfer Funds